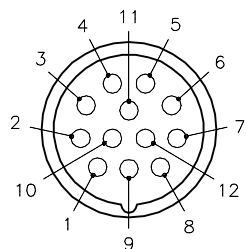
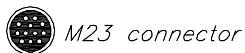


MALE END VIEW

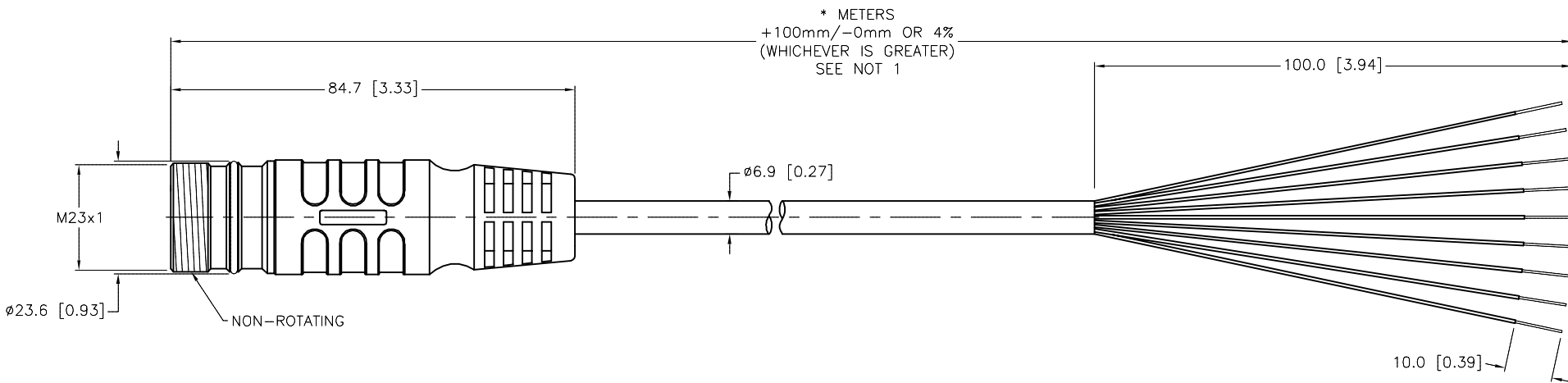


- 1 = BROWN
- 2 = WHITE
- 3 = BLACK
- 4 = GREEN
- 5 = RED
- 6 = ORANGE
- 7 = BLUE
- 8 = YELLOW
- 9 = VIOLET
- 10 = N/C
- 11 = N/C
- 12 = N/C



SPECIFICATIONS

CONTACT CARRIER MATERIAL/COLOR	NYLON or PBT/GRAY
MOLDED HEAD MATERIAL/COLOR	TPU/BLACK
CONTACT MATERIAL/PLATING	BRASS/GOLD
COUPLING NUT MATERIAL/FINISH	STAINLESS STEEL/PASSIVATED
RATED CURRENT [A]	3.0 A
RATED VOLTAGE [V]	300 V
OUTER JACKET MATERIAL/COLOR	PLTC-FT4 PVC/BLUE
CONDUCTOR INSULATION MATERIAL	PVC
NUMBER OF CONDUCTORS [AWG]	9x22 AWG
TEMPERATURE RANGE	-40°C to +105°C (-40°F to +221°F)
PROTECTION CLASS	IEC IP67



CABLE LENGTH	TOLERANCE*
ALL LENGTHS	+ 4% (OR 50mm) OF LENGTH - 0% (OR 0mm) OF LENGTH WHICHEVER IS GREATER
STRIP LENGTH	TOLERANCE*
0-7mm	±0.5mm
8-29mm	±1.0mm
30-49mm	±2.0mm
50-69mm	±3.0mm
70-100mm	±4.0mm
OVER 100mm	±5.0mm

*UNLESS OTHERWISE SPECIFIED

NOTES:

1. "*" INDICATES CABLE LENGTH IN METERS. CONTACT TURCK TO ORDER SPECIFIC LENGTHS.

SOURCE DRAWING - FOR REFERENCE ONLY

RELATED DOCUMENTS 1. 2. 3. 4.	3RD ANGLE PROJECTION 	THIS DRAWING IS CONFIDENTIAL AND THE PROPERTY OF TURCK INC. USE OF THIS DOCUMENT WITHOUT WRITTEN PERMISSION IS PROHIBITED.		3000 CAMPUS DRIVE MINNEAPOLIS, MN 55441 1-800-544-7769 (763) 553-7300 (763) 553-0708 fax turck.com			
		DRFT	RDS	DATE	08/30/06	DESCRIPTION	CSSNMV 12-9-*
MATERIAL	SEE SPECIFICATIONS	DSGN	SCALE	1=1.3	IDENTIFICATION NO.	REV	E
FINISH	SEE SPECIFICATIONS	UNIT OF MEASUREMENT MILLIMETER [INCH]		DO NOT SCALE THIS DRAWING		FILE: 777014206	SHEET 1 OF 1

E	DRAWING PROCESSED AS PART OF ECO 33971	CBM	04/06/11	33971
REV	DESCRIPTION	BY	DATE	ECO NO.